

















MONDAY 25 th MAY	TUESDAY 26 th MAY	WEDNESDAY 27 th MAY	THURSDAY 28 th MAY	FRIDAY 29 th MAY
Morning Greeting	Morning Greeting	Morning Greeting	Morning Greeting	Morning Greeting
	Mrs Duncan Join in on Webex	Mr Holt	Mr Holt	Mr Holt
8:50-9:45- Teacher Support Available				
NUMERACY	NUMERACY	NUMERACY	NUMERACY	NUMERACY
<p style="text-align: center;">PUPIL FREE DAY</p> <p>Teacher planning Day</p>	<p>Learning Intention (LI) We are learning how to show our mathematical knowledge and skills by completing a maths test.</p> <p>Success Criteria</p> <ul style="list-style-type: none"> I can carefully read each question to know what I need to do. I can check over my answers to make sure I have not made an error. I can use paper and pencils to solve the problem. <p>ACTIVITY.</p> <p>You have been assigned a test on Mathletics. Complete the test. Take time to read the question. Take time to check over your answers</p> <div style="text-align: center;"></div>	<p>Learning Intention (LI) We are learning to work towards achieving our goals in Mathematics.</p> <p>Success Criteria(SC)</p> <ul style="list-style-type: none"> I have written my mathematics goal in my maths book. I have completed my assigned Mathletics task. I have messaged my teacher about any questions I have. <p>ACTIVITY.</p> <p>Based on your Mathletics test you will be assigned tasks.</p> <div style="text-align: center;"></div> <p>Reflection After completing you Mathletics tasks message your teacher on Seesaw with any questions you have or something you have learnt.</p>	<p>Learning Intention (LI) We are learning to work towards achieving our goals in Mathematics.</p> <p>Success Criteria(SC)</p> <ul style="list-style-type: none"> I have written my mathematics goal in my maths book. I have completed my assigned Mathletics task. I have messaged my teacher about any questions I have. <p>ACTIVITY.</p> <p>Based on your Mathletics test you will be assigned tasks.</p> <div style="text-align: center;"></div> <p>Reflection After completing you Mathletics tasks message your teacher on Seesaw with any questions you have or something you have learnt.</p>	<p>Learning Intention (LI) We are learning to work towards achieving our goals in Mathematics.</p> <p>Success Criteria(SC)</p> <ul style="list-style-type: none"> I have written my mathematics goal in my maths book. I have completed my assigned Mathletics task. I have messaged my teacher about any questions I have. <p>ACTIVITY.</p> <p>Based on your Mathletics test you will be assigned tasks.</p> <div style="text-align: center;"></div> <p>Reflection After completing you Mathletics tasks message your teacher on Seesaw with any questions you have or something you have learnt.</p>

9:45 – 10:15 RECESS BREAK Teachers				
10:15 – 12:15 Teacher Support Available				
LITERACY-Reading	LITERACY-Reading	LITERACY-Reading	LITERACY-Reading	LITERACY-Reading
	<p>LI- We are learning about the features of Information Reports.</p> <p>SC-</p> <ul style="list-style-type: none"> I can tell someone what the four main features of an Information text are. I can identify four main features of an Information text. <p><u>Activity</u></p> <ul style="list-style-type: none"> On Seesaw write the four main features of an Information Report. Write a brief description about the purpose for each one. Make sure you look at the WAGOLL. I have not completed a WAGOLL on Information Reports or I would be doing the work for you. My WAGOLL is on narratives so you can see how to set it out. 	<p>LI-We are learning to apply our knowledge of Information Texts to identify the features.</p> <p>SC-</p> <ul style="list-style-type: none"> I have identified the title of the information report. I have identified the general statement. I have identified where in the text the topic is described. I have identified where the writer tells what they feel about the topic. <p><u>Activity</u></p> <ol style="list-style-type: none"> Using an Information Report that has been provided complete the following. In orange write the title. In green write the general statement. In blue write the description. In red write the evaluation. Upload your writing/typing onto Seesaw. 	<p>LI- We are learning to use three column analysis to research a topic that interests me.</p> <p>SC-</p> <ul style="list-style-type: none"> I can choose a topic to research. I have written 3 questions about my topic. I have found answers to my questions and written a brief summary in my own words. I have written an answer to my questions by using the information I researched. <p><u>Activity</u></p> <p>You need to look at the WAGOLL as an example to understand what to do.</p> <ul style="list-style-type: none"> Choose a topic to research. Find two references on the topic. Read the information. Write 3 questions that the texts answer. 	<p>LI- We are learning about the features of Information Reports.</p> <p>SC-</p> <ul style="list-style-type: none"> I have written an Information Report. I can use the four features we have learnt about to write my report. I have used nouns, pronouns and adjectives in my information report. <p><u>Activity</u></p> <p>You task is to write an information report.</p> <p>Upload your report to Seesaw.</p> 


	<p><u>WAGOLL</u></p> <p>Features of a Narrative</p> <table border="1" data-bbox="510 240 871 499"> <tr> <td colspan="2" data-bbox="510 240 871 280">Narrative</td> </tr> <tr> <td data-bbox="510 280 680 499">To entertain and/or instruct readers by telling a series of events with a problem and a solution</td> <td data-bbox="680 280 871 499"> <p>Orientation The main character is introduced in a setting of time and place</p> <p>Complication The character encounters a problem</p> <p>Resolution The problem is solved</p> </td> </tr> </table>	Narrative		To entertain and/or instruct readers by telling a series of events with a problem and a solution	<p>Orientation The main character is introduced in a setting of time and place</p> <p>Complication The character encounters a problem</p> <p>Resolution The problem is solved</p>		<ul style="list-style-type: none"> • Using the first reference write the key words in the first column. • Using the second reference write the key words that answer your questions. In the column. • In the third column write a summary that combines information from both columns. 	
Narrative								
To entertain and/or instruct readers by telling a series of events with a problem and a solution	<p>Orientation The main character is introduced in a setting of time and place</p> <p>Complication The character encounters a problem</p> <p>Resolution The problem is solved</p>							
LITERACY-word work	LITERACY-word work	LITERACY-word work	LITERACY-word work	LITERACY-word work				
	<p>LI- We are learning about the spelling strategy of sounding.</p> <p>SC-</p> <ul style="list-style-type: none"> • I have written a list of ten words. (see Seesaw to know your spelling focus) • I have underlined my focus sound. <p><u>Activity</u></p> <p>See Seesaw for this activity and look for your group.</p>	<p>LI- We are learning to break our words into syllables.</p> <p>SC-</p> <ul style="list-style-type: none"> • I understand what a syllable is. • I understand the 5 generalisations for breaking words into syllables. • I have found ten words and broken them into syllables. • I have checked over my learning. <p><u>Activity</u></p>	<p>LI- We are building our vocabulary.</p> <p>SC-</p> <ul style="list-style-type: none"> • I understand what a base word is. • I can add suffixes to change the meaning of a word. • I can add prefixes to change the meaning of a word. • I have used a dictionary to check my words are spelt correctly. <p><u>Activity</u></p> <ul style="list-style-type: none"> • Using the mystery word letters make as 	<p>LI- To build my list of known spelling words.</p> <p>SC-</p> <ul style="list-style-type: none"> • I have identified words I have misspelt in my information report. • I have used a dictionary or word document to spell them correctly. • I have noticed the shape of each word. <p><u>Activity</u></p>				

		<p>In your books write the generalisations. Think carefully about what they mean. See your task on Seesaw. Make sure you find your correct group.</p> 	<p>many words as you can in 3 minutes. Write these words into you spelling book.</p> <ul style="list-style-type: none"> • Write the words that you can add suffixes prefixes to in a table. (see the WAGOLL). • Add suffixes and prefixes. • Write 5 words into sentences. 	<ul style="list-style-type: none"> • Identify the words you have misspelt in your information report. • Use a dictionary to spell them correctly. • Complete the Word shape activity (see WAGOLL) <p>WAGOLL (see more detailed example)</p> 
LITERACY-writing	LITERACY-writing	LITERACY-writing	LITERACY-writing	LITERACY-writing
	<p>L.I- We are learning about the language features of an Information Report.</p> <p>S.C-</p> <ul style="list-style-type: none"> • I can write a definition for a noun, adjective and present tense verb • I can identify the nouns by writing underlining them in blue. • I can identify the adjectives by underlining them in red. 	<p>L.I- We are learning about the punctuation convention possessive apostrophes.</p> <p>S.C-</p> <ul style="list-style-type: none"> • I know what an apostrophe is. • I understand what possessive means. • I can apply my knowledge to correctly use possessive apostrophes. 	<p>This week the reading and writing activity are the same. See reading for Thursday.</p>	<p>This week the reading and writing activity are the same. See reading for Friday.</p>

	<ul style="list-style-type: none"> I can identify the present tense verbs by writing them in green. <p>Note: Present Tense means it is happening now such as “The elephant is drink” Past tense means it has happened, “The elephant has had a drink”. Future tense means it will happen, “The elephant is going to have a drink.”</p> <p>Activity</p> <ul style="list-style-type: none"> Write a definition for these words: Noun, verb, adjective. Using the text African Elephants write three examples for each. 	<ul style="list-style-type: none"> I have use correct punctuation in my sentences. <p>Activity</p> <ul style="list-style-type: none"> View the video on possessive apostrophes. Write 5 sentences where possessive apostrophes are used. 		
PE	 PE 	PE	PE	PE
				
12:15-1:15 LUNCH BREAK				
1:15-3:15 Independent Learning Time				
Integrated learning	Integrated learning	Integrated learning	Integrated learning	Integrated learning



During the afternoons you can work on these activities.



Activities will be up on TUES.

Art & PE

FIND on SEESAW




Humanities- Find this on Seesaw TUES.

3 levels of Government


Watch this



[3 Levels of Government](#)

Go to Seesaw for your activity.

Choose a well-being activity from the list on Seesaw.



Mandarin

