






MONDAY	TUESDAY	WEDNESDAY	THURSDAY	FRIDAY
Morning Greeting	Morning Greeting	Morning Greeting	Morning Greeting	Morning Greeting
Mrs Duncan	Mrs Smith	Mr Holt	Mrs Webster	Mrs Cascianelli



8:50-9:45- Teacher Support Available

NUMERACY	NUMERACY	NUMERACY	NUMERACY	NUMERACY
<p>Learning Intention (LI)- -To review number properties. We are able to find factors of whole numbers.</p> <p>Success Criteria(SC)- -I can identify a prime and composite number. -I can find the factors of different numbers.</p> <p>ACTIVITY.</p> 	<p>Learning Intention (LI) -We are able to describe what perimeter is.</p> <p>Success Criteria(SC) - I can find the perimeter of different shapes.</p> <p>ACTIVITY. <i>Today I would like you to find a tape measure (if Mum or Dad have one of those 8m ones that would be great) and measure the perimeter of your house. If you don't have a big tape then see if you can work out another way to do it!</i></p> <p><i>I will measure my house too!! Then we will try to graph our results. Stay tuned for more info!!</i></p>	<p>Learning Intention (LI) -We are able to describe what area is.</p> <p>Success Criteria(SC) -I can work out the area of a room in my house</p> <p>ACTIVITY. <i>You Guessed it! Today we are going to find the area of a room in our house. You will need to measure the length and the width and then multiply them.</i></p> <p><i>Draw a picture of the room in your maths book and write the measurements on there too. Your total area will be in square metres.</i> NEXT- <i>If carpet cost \$25per square m, how much would it cost to carpet that room?</i></p>	<p>Learning Intention (LI) We are able to describe what area and perimeter are.</p> <p>Success Criteria(SC) - I can describe/draw what the perimeter of a shape is. -I can explain what the area of a shape is. -I can find the area of a square or rectangle</p> <p>ACTIVITY. Your activity is on...</p> 	<p>Learning Intention (LI) -We are able to describe different number properties.</p> <p>Success Criteria(SC) -I can teach another person what a factor, prime, composite number is.</p> <p>ACTIVITY. I have completed at least 4 activities on Mathletics.</p> 

9:45 – 10:15 RECESS BREAK

10:15 – 12:15 Teacher Support Available

LITERACY-Reading	LITERACY-Reading	LITERACY-Reading	LITERACY-Reading	LITERACY-Reading
<p>LI-We are able to read independently for at least 20mins.</p> <p>SC- I can monitor my reading for understanding.</p> <p>Focus: Reread Slow down & Think Stop & Jot</p> <p>1-Read 10-15 pages.</p>	<p>LI- We are able to describe what a fiction text is.</p> <p>SC- I can use different reading strategies to understand and answer questions.</p> 	<p>LI- We are able to describe what a fiction text is.</p> <p>SC- I can use different reading strategies to understand and answer questions.</p>	<p>LI-We are able to read independently for at least 20mins.</p> <p>SC- I can monitor my reading for understanding.</p> 	<p>LI- To enjoy listening to a great fictional story.</p> <p>SC- I can describe the main idea and identify a theme from the story.</p>


<p>2-In your reading book, answer the following questions. -Who is the most interesting character? Why? -Who is the most important character? Why? -What makes this a fiction story?</p>	<p>Read your story on Wushka and answer the quiz.</p>	<p>Follow up activity from your Wushka story.</p> 	<p>Our reading strategies: Focus: Reread Slow down & Think Stop & Jot 1-Read 10-15 pages.</p>	
<p>LITERACY-word work</p>	<p>LITERACY-word work</p>	<p>LITERACY-word work</p>	<p>LITERACY-word work</p>	<p>LITERACY-word work</p>
<p>LI- To practise different spelling strategies. SC-I am building my word knowledge and spelling strategies. Readiwriter-complete 1 activity</p>	<p>LI- To practise different spelling strategies. SC- I am building my word knowledge and spelling strategies. Readiwriter-complete 1 activity</p>	<p>LI- To practise different spelling strategies. SC- I am building my word knowledge and spelling strategies. Readiwriter-complete 1 activity</p>	<p>LI- To practise different spelling strategies. SC- I am building my word knowledge and spelling strategies. Readiwriter-complete 1 activity</p>	<p>LI- To practise different spelling strategies. SC- I am building my word knowledge and spelling strategies. Readiwriter-complete 1 activity</p>
<p>LITERACY-writing</p>	<p>LITERACY-writing</p>	<p>LITERACY-writing</p>	<p>LITERACY-writing</p>	<p>LITERACY-writing</p>
<p>LI- We understand the structure of a Narrative SC- I can write a narrative plan. CHOOSE ONE OF THE 3 OPTIONS!! Write a plan today. 1-Icy wind slashed at his face and the rain danced its evil dance upon his head as he tried to get his bearings on the isolated beach..... 2- "Follow me!" she whispered. 3- I hadn't seen the door before. It wasn't there last night. Cautiously, I turned the handle....</p>	<p>LI- We understand the structure of a Narrative SC-I can write a 'sizzling start'. I can write a narrative story using the following structure: Orientation-Setting, Characters, Mood Problem- What has happened? Rising action Climax-Events that happen causing rising action. Solution- How is the problem solved? Is there a hero? A mystery solved? An escape? etc Writing time</p>	<p>LI- We understand the structure of a Narrative SC- I can write a narrative story showing the correct structure and using descriptive language to make it interesting. Writing time</p>	<p>LI- We understand the structure of a Narrative SC- I can write a narrative story using the following structure: Writing time</p>	<p>LI- We understand the structure of a Narrative SC- I can write a narrative story using the structure: Writing time 1st draft finished and uploaded to Mrs C on Seesaw.</p>

PE	PE	PE	PE	PE
				

1:15 – 2:15 LUNCH BREAK

2:15-3:15 Independent Learning Time

Integrated learning Integrated learning Integrated learning Integrated learning Integrated learning

 During the afternoons you can work on these activities.

Watch my slide show on Seesaw about 'Digital Citizenship.'
 You will be creating a poster, either on your computer or on paper. You will need to use all the things you learnt about design in STEAM with Mrs Duncan.
 More details about the poster will be on Seesaw.



The Arts
 Find your creative side with all the choices for Art, Music & Drama on

 Choose at least 1 for the week from the Art Bingo Board. You can do more if you wish.



Humanities-In preparation for next week we will make a 'word splash' about....
 "How We Organise Ourselves"- Governments.
 Watch Seesaw on WED for more info!

Wednesday

